



Unmatched Quality Tiles

The
VINTAGE
Collection

Wall & Floor Tiles



Unmatched Quality Tiles

The
VINTAGE
Collection

6" x 37"

140mm x 925mm

“Stile

Vintage Collection I Wooden Planks

Spanish living design often pays homage to history and maintains vintage elements throughout the space. The interiors are warm, welcoming and comfortable. In the inside of these homes, all colors used are natural and closer to nature.

Inspired by the Spanish style of living, we have created a stunning setting with the Vintage Collection. Each design embraces natural wood hues that gives a beautiful rustic appeal. It embodies a sense of both modern & traditional touches and a natural rustic color palette is the capstone of the style. ”



Unmatched Quality Tiles

Why Stile

Vintage Collection I Wooden Planks?

Vitrified tiles such as Stile Wooden Planks are made with slightly different elements and fired at relatively higher temperature than wall tiles. The clay is mixed with quartz and feldspar before it is heated in the kiln. These extra ingredients melt, creating a glass element inside the tile. This glass component makes the vitrified tiles very hard and has low water absorption than a wall tile. Vitrified tiles can also be used in high traffic areas as the glaze applied on it is harder.

Benefits Of Using Stile Vintage Collection | Wooden Planks



Stile Vitrified tiles conform to high quality standards of durability as it is fired at high temperature.



Due to the glaze coating on Stile Vitrified tiles, they are resistant to stains, scratches and fading.



These tiles have high slip resistance in dry and moderate slip resistance in wet conditions.



They are resistant to household chemicals.



Due to the hard glaze coating, these tiles can also be used in high traffic areas.



The installation of these tiles is ideal, easy and hassle-free.

Size: 6"x37" | 140mm x 925mm

Stile Wooden Planks:

Stile Wooden Planks give a modern & appealing look of wooden finish. It enables you to convert your wooden aspirations to reality. A thin coat of liquefied glass with a layer of matt-coat is applied over the top surface of a glazed wooden plank tile. It is recommended to be used on Wall and Floor.

Stile Recommends:

Using them on walls of Drawing & Living Room Feature Walls and floor of Bedroom, Drawing Room, Dining Room, Living Room, Lounge, Kitchen, Entrance, Elevations, Patios, Offices and Skirtings.





Unmatched Quality Tiles



**E-WP-025 | VINTAGE-RUSTIC
ESPRESSO**

SURFACE FINISH | MATT

RANDOM, 6X37 INCHES, 14X92.5 CM
VITRIFIED BODY





Unmatched Quality Tiles



**E-WP-026 | VINTAGE-RUSTIC
ASH GREY**

SURFACE FINISH | MATT
RANDOM, 6X37 INCHES, 14X92.5 CM
VITRIFIED BODY





Unmatched Quality Tiles



**E-WP-027 | VINTAGE-RUSTIC
SMOKEBURST**

SURFACE FINISH | MATT
RANDOM, 6X37 INCHES, 14X92.5 CM
VITRIFIED BODY





Unmatched Quality Tiles



**E-WP-030 | VINTAGE-BLUE
TIMBER**

SURFACE FINISH | MATT

RANDOM, 6X37 INCHES, 14X92.5 CM
VITRIFIED BODY





Unmatched Quality Tiles



**E-WP-031 | VINTAGE-RUSTIC
MADERA**

SURFACE FINISH | MATT
RANDOM, 6X37 INCHES, 14X92.5 CM
VITRIFIED BODY





**E-WP-032 | VINTAGE-ANTIQUÉ
PINE**

SURFACE FINISH | MATT
RANDOM, 6X37 INCHES, 14X92.5 CM
VITRIFIED BODY



Unmatched Quality Tiles

The
VINTAGE
Collection

12" x 12"

300mm x 300mm

“Stile

Vintage Collection I Ceramic

The Vintage Collection draws inspiration from many eras & reflects traditional cultures embracing elements that celebrate the colours of ancient art and mesmerising beauty of rustic appeal. This work embodies elements of warmth to make your spaces more inviting and comfortable. Each design has a touch of antiquity presented in a modern way with hues of all time classics.

The theme depicts marks of well-loved patterns bringing flavours of rustiness & feelings of calmness to any environment. Their dusty blue, charcoal grey and rust brown hues coupled with frosty white base serves to truly radiate an age-old appearance and is ideal for any setting.

”



Unmatched Quality Tiles

Why Stile Vintage Collection I Ceramic?

With this classic range, you can create an elegant and contemporary look. A perfect choice on its own or paired with other products, these tiles can blend into any design theme and enhance the overall look and feel of your living space.

Ranging from contemporary projects to traditional installations, its durable and glazed features make tiles in this collection an idyllic choice.

Benefits Of Using Stile Vintage Collection I Ceramic



Due to the glaze coating on the Stile Ceramic tiles, they are resistant to stains and fading.



Due to their finish, Stile Ceramic tiles are hygienic, easy to clean and low maintenance.



They are resistant to household chemicals.



The designs can suit all types of tastes and can be accommodated in all households.



Tile is double fired in kiln for hardening, hence, if installed correctly, these tiles can ensure durability for decades.



The installation of these tiles is ideal, easy and hassle-free.

Size: 12"x12" | 300mm x 300mm

Glazed Matt Ceramic:

A thin coat of liquefied glass with a layer of matt-coat is applied over the top surface of ceramic tile.

Stile Recommends:

Using them on interior and exterior walls & floors. They can be used on the backsplash of your modern, transitional, or traditional kitchen. Well-suited for domestic bathroom walls. Can be used as a design element in bedroom, living room and drawing room. They can be installed on floor* for only domestic use having normal footwear with small amount of scratching dirt like residential halls, patios, balconies, loggias, terraces, kitchen, and living rooms.

Also, in commercial wall spaces such as offices and restaurants, these could be used for backsplash in kitchens, coffee corners and bathrooms to add a retro yet modern look for beautifying these spaces. These can also be used in other spaces creatively to enhance the overall design theme.

Note: Use these tiles with Stile Porcelain tiles.

*Refer to the guidelines in the end of this catalog.





E-VINTAGE-001 | STELLAR BROWN

SURFACE FINISH | MATT

12X12 INCHES, 300X300 CM





E-VINTAGE-002 | ANCHOR GREY

SURFACE FINISH | MATT

12X12 INCHES, 300X300 CM





E-VINTAGE-003 | TORTILLA BROWN

SURFACE FINISH | MATT

12X12 INCHES, 300X300 CM





E-VINTAGE-004 | ILLUSION BLUE

SURFACE FINISH | MATT

12X12 INCHES, 300X300 CM





E-VINTAGE-005 | DAMASK BROWN

SURFACE FINISH | MATT

12X12 INCHES, 300X300 CM





E-VINTAGE-006 | BELLFLOWER LINEN

SURFACE FINISH | MATT

12X12 INCHES, 300X300 CM





Unmatched Quality Tiles





Guidelines for Installing Ceramic Floor Tiles for Domestic Use Only

Ceramic Tiles are not recommended for use on floor with heavy traffic owing to its modulus of rupture being less than the floor tile i.e., 15 N/mm². If you still want to install these tiles on floor with moderate to high traffic, please ensure below parameters are followed for installation.

1. Do not soak tile in water

2. Clean & Levelled Surface

- Before you begin installing your ceramic tiles, take the time to ensure your surface is ready to receive them. Wash down the floor using a pressure washer to remove any dirt or chemicals. This will expose the surface to the mortar, which will ensure a better tile bond.

3. Mortar & Sealant

- Set the ceramic tiles in a latex-fortified thin-set mortar designed for prolonged use
- Use polymer-modified thin-set mortars like Stile Bond and mix with mortar additives rather than water like Stile Latex 73 to increase in strength.
- Make sure to bond the tile to the substrate with complete mortar coverage
- Apply sealant on mortar for making it waterproof

4. Grout & Sealant















- Select a grout to apply to the ceramic tiles that contains no Portland cement or epoxy. Both Portland cement and epoxy can discolour or weaken in the presence of pool chemicals.
- Use polymer grout i.e., Stile Grout as it has a lower water absorption level, and it is polymer-fortified for strength. Maintain a minimum of 2-3mm grout joint between the tiles to allow for movement.
- Grouts will be mixed with grout additives rather than water i.e., with Stile Grout Admix
- Sealant can be mixed in grout or apply on grout for making it waterproof

5. Setting of Tiles

- Spread the mortar onto the floor, combing it in one direction until there is a uniform depth
- Set the tiles into the mortar at a slight angle and twist them straight into place
- Use tile spacers if needed to maintain consistent grout joints
- After installing tiles, tap the block with a rubber mallet to drive the tiles evenly into the mortar
- Allow the mortar to cure for a minimum of 24 hours before grouting the tiles

TECHNICAL CHARACTERISTICS – Vitrified Wall & Floor Tiles | 6” x 37”

Vitrified – Glaze Matt Tiles, ISO 13006 Group B11a – Rectified Tile

S. No.		Technical Characteristics	Test Standard	Permissible Tolerance as per ISO norms	Stile Value
DIMENSION AND SURFACE QUALITY					
1		Dimension (Deviation in percentage from work size length and width)	ISO 10545-2	± 0.6 %	± 0.15 %
2		Thickness (Deviation in Percentage)	ISO 10545-2	± 5 %	± 3 %
3		Straightness of Sides (Maximum Deviation Percentage)	ISO 10545-2	± 0.5 %	± 0.1 %
4		Rectangularity (Maximum Deviation Percentage)	ISO 10545-2	± 0.6 %	± 0.1 %
5		Surface Flatness	ISO 10545-2	± 0.5 %	+ 0.15 % / - 0.10%
6		Surface Quality	ISO 10545-2	95% of tiles should be free from visible defects	Complied
PHYSICAL PROPERTIES					
7		Water Absorption %	ISO 10545-3	3 % < E ≤ 6 %	3 % < E ≤ 6 %
8		Modulus of Rupture	ISO 10545-4	Avg. of 7 Tiles 22 N/mm ²	Avg. of 7 Tiles 25 N/mm ²
9		Breaking Strength	ISO 10545-4	> 1000 N	> 1200 N
10		Resistance to Surface Abrasion	ISO 10545-7	Min. Class III	V
11		Thermal Shock Resistance	ISO 10545-9	Required	Resistant
12		Crazing Resistance	ISO 10545-11	No Crazing	No Crazing
CHEMICAL PROPERTIES					
13		Resistance to Household Chemical	ISO 10545-13	Min. Class-B	Class-A
14		Resistance to Staining	ISO 10545-14	Min. Class-3	Class-5

It is recommended that several cartons be opened and their contents checked and assembled to see the ideal color combination. Please inspect all tiles prior to installation, company will not entertain complaints once tiles are laid/fixed.

Disclaimer:

These images are merely a representation of the actual product. We do not guarantee an exact colour match of the image to the actual product. There may be a difference in colour, shade and tone of the image with the actual product.

TECHNICAL CHARACTERISTICS – Ceramic Wall & Floor Tiles | 12” x 12” Ceramic – Glaze Matt Tiles - ISO 13006 Group BIII - Double Firing, Non-Rectified Tile

S. No.		Technical Characteristics	Test Standard	Permissible Tolerance as per ISO norms	Stile Value
DIMENSION AND SURFACE QUALITY					
1		Dimension (Deviation in percentage from work size length and width)	ISO 10545-2	± 0.6 %	± 0.3 %
2		Thickness (Deviation in Percentage)	ISO 10545-2	± 10 %	± 3 %
3		Straightness of Sides (Maximum Deviation Percentage)	ISO 10545-2	± 0.3 %	± 0.2 %
4		Rectangularity (Maximum Deviation Percentage)	ISO 10545-2	± 0.5 %	± 0.4 %
5		Surface Flatness	ISO 10545-2	+0.5 / -0.3 %	+0.5 / -0.3 %
6		Surface Quality	ISO 10545-2	95% of tiles should be free from visible defects	Complied
PHYSICAL PROPERTIES					
7		Water Absorption %	ISO 10545-3	Greater than 10 %	14 % < E ≤ 16 %
8		Modulus of Rupture	ISO 10545-4	Avg. of 7 Tiles 15 N/mm ²	Avg. of 7 Tiles 15 N/mm ²
9		Breaking Strength	ISO 10545-4	> 600 N	> 700 N
10		Thermal Shock Resistance	ISO 10545-9	Required	Resistant
11		Crazing Resistance	ISO 10545-11	No Crazing	No Crazing
CHEMICAL PROPERTIES					
12		Resistance to Household Chemical	ISO 10545-13	Min. Class-B	Class-A
13		Resistance to Staining	ISO 10545-14	Min. Class-3	Class-5

It is recommended that several cartons be opened and their contents checked and assembled to see the ideal color combination. Please inspect all tiles prior to installation, company will not entertain complaints once tiles are laid/fixd.

Disclaimer:

These images are merely a representation of the actual product. We do not guarantee an exact colour match of the image to the actual product. There may be a difference in colour, shade and tone of the image with the actual product.

Store Locations:

Karachi:

Stile Emporium & Design Studio – DHA Bukhari
Plot 22-C Lane 4, Bukhari Commercial, Phase-VI DHA, Karachi.
Phone: +92-21-37249564

Stile Emporium & Design Studio – 26th Street
Plot No: C-8-C, 26th Street, Phase-V, DHA, Karachi.
Phone: +92-21-37228922

Stile Emporium & Design Studio – Star Gate
Metro Cash & Carry, Near Star Gate, Main
Sharah-e-Faisal, Karachi.
Phone: +92-21-34601372-74

Stile Emporium – Factory Outlet
15th Milestone, National Highway, Landhi, Karachi.
Phone: +92-21-35015024-25, +92-21-38183610-11

Stile Emporium – Bahria Town
Build-Mate, 82-B, Midway Commercial, Opposite
Cine Gold Cinema Parking, Bahria Town, Karachi.
Phone: +92-300-8269689

Hyderabad:
Stile Emporium & Design Studio – Hyderabad
Shop No. 13 & 14, Fortune Arcade, Jamshoro Road,
Next to KFC, Near Qasim Chowk, Hyderabad.
Phone: +92-300-0647227

Bahawalpur:
Stile Emporium & Design Studio – Bahawalpur
Ground Floor, Commercial Building, Khawat
No. 199/197, Moza Bandra, Multan Road, Bahawalpur.
Phone: +92-300-2032142

Multan:
Stile Emporium & Design Studio – Multan
Officers Colony, Main Bosan Road, Chungi No. 9,
Next to Crystal Mall, Multan.
Phone: +92-61-2078492

Faisalabad:

Stile Emporium & Design Studio – Faisalabad
Talha Heights, P-243, 2-A Main Susan Road, Near
Khyber Bank, Faisalabad.
Phone: +92-41-8739988

Lahore:
Stile Emporium & Design Studio – DHA Lahore
164, CCA, Phase-IV, DHA, Lahore.
Phone: +92-42-37185710-12

Stile Emporium – Metro Thokar
Metro Cash & Carry, Thokar Niaz Baig, Multan
Road, Lahore.
Phone: +92-301-8282212

Stile Emporium – Ferozepur Road
83 - Main Ferozepur Road, Main Ichhra, Lahore.
Phone: +92-301-8207942

Rawalpindi:
Stile Emporium & Design Studio – Rawalpindi
Al Shareef Plaza, Ground Floor, Shamsabad, Main
Muree Road, Rawalpindi.
Phone: +92-51-4935521-23

Islamabad:
Stile Emporium – Metro Islamabad
Metro Cash & Carry, Sector I-11/4, Islamabad.
Phone: +92-51-8469524

Wah Cantt:
Stile Emporium & Design Studio – Wah Cantt.
Khan Plaza, Khasra No. 434, G.T. Road, Near
Raja Saab Mall, Wah Cantt.
Phone: +92-51-4926280-81

Peshawar:
Stile Emporium & Design Studio – Peshawar
162/408, Tahkal Payan, University Road, Peshawar.
Phone: +92-91-3028068



Click to
Explore

Catalogs



Click to
Explore

Instagram



Click to
Explore

Tile Installation
Instructions

☎ 021-37188453

🌐 www.stile.com.pk

📷 /stiletilesceramic

✉ info@stile.com.pk

👤 /ShabbirStile

📄 tiledesigner.stile.com.pk